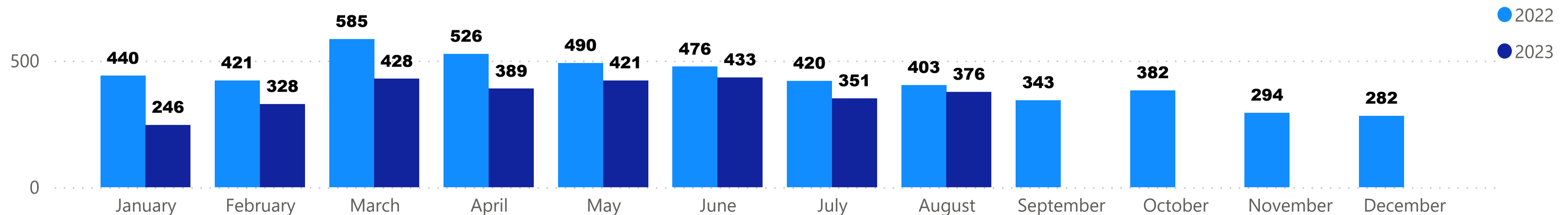


## West Pasco Board of REALTORS® Monthly Sales Trend Indicator 2023

### Sales by Price Range - Single Family Homes & Villas

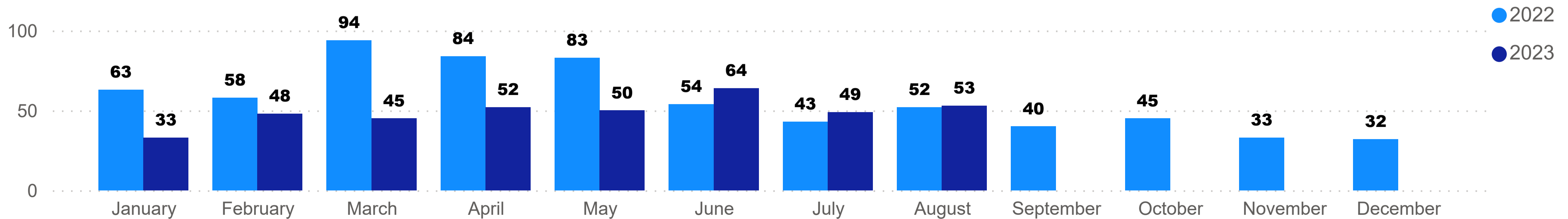
| Price Range             | January    | February   | March      | April      | May        | June       | July       | August     | September | October | November | December | Total       |
|-------------------------|------------|------------|------------|------------|------------|------------|------------|------------|-----------|---------|----------|----------|-------------|
| \$ 1 - 49,999           |            |            |            |            |            |            | 1          | 1          |           |         |          |          | 2           |
| \$ 50,000 - 59,999      |            |            |            |            |            | 1          |            |            |           |         |          |          | 1           |
| \$ 60,000 - 69,999      |            | 1          |            | 1          |            |            |            |            |           |         |          |          | 2           |
| \$ 70,000 - 79,999      |            |            |            |            |            |            |            |            |           |         |          |          |             |
| \$ 80,000 - 89,999      | 1          |            |            |            |            | 1          |            |            |           |         |          |          | 2           |
| \$ 90,000 - 99,999      |            |            |            | 1          | 1          |            |            |            |           |         |          |          | 2           |
| \$ 100,000 - 119,999    | 1          | 2          |            | 3          | 1          |            | 3          |            |           |         |          |          | 10          |
| \$ 120,000 - 139,999    | 4          | 2          | 2          | 3          | 1          |            | 6          | 4          |           |         |          |          | 22          |
| \$ 140,000 - 159,999    | 2          | 5          | 9          | 4          | 3          | 3          | 3          | 5          |           |         |          |          | 34          |
| \$ 160,000 - 179,999    | 4          | 8          | 10         | 8          | 9          | 6          | 1          | 1          |           |         |          |          | 47          |
| \$ 180,000 - 199,999    | 13         | 13         | 12         | 8          | 12         | 8          | 6          | 6          |           |         |          |          | 78          |
| \$ 200,000 - 249,999    | 41         | 50         | 55         | 56         | 54         | 48         | 47         | 39         |           |         |          |          | 390         |
| \$ 250,000 - 299,999    | 40         | 58         | 79         | 63         | 68         | 70         | 54         | 70         |           |         |          |          | 502         |
| \$ 300,000 - 349,999    | 40         | 48         | 66         | 74         | 77         | 86         | 62         | 63         |           |         |          |          | 516         |
| \$ 350,000 - 399,999    | 38         | 45         | 58         | 41         | 60         | 58         | 53         | 52         |           |         |          |          | 405         |
| \$ 400,000 - 499,999    | 37         | 47         | 72         | 62         | 58         | 65         | 52         | 62         |           |         |          |          | 455         |
| \$ 500,000 - 599,999    | 15         | 24         | 28         | 36         | 30         | 36         | 41         | 27         |           |         |          |          | 237         |
| \$ 600,000 - 699,999    | 3          | 8          | 11         | 10         | 22         | 24         | 8          | 23         |           |         |          |          | 109         |
| \$ 700,000 - 799,999    | 4          | 6          | 10         | 13         | 10         | 7          | 6          | 9          |           |         |          |          | 65          |
| \$ 800,000 - 899,999    |            | 3          | 8          | 3          | 7          | 6          | 4          | 7          |           |         |          |          | 38          |
| \$ 900,000 - 999,999    |            | 2          | 3          | 2          | 2          | 6          | 1          | 2          |           |         |          |          | 18          |
| \$ 1,000,000 - and over | 3          | 6          | 5          | 1          | 6          | 8          | 3          | 5          |           |         |          |          | 37          |
| <b>Total</b>            | <b>246</b> | <b>328</b> | <b>428</b> | <b>389</b> | <b>421</b> | <b>433</b> | <b>351</b> | <b>376</b> |           |         |          |          | <b>2972</b> |



## West Pasco Board of REALTORS® Monthly Sales Trend Indicator 2023

### Sales by Price Range - Condominiums, Townhouses and Co-Ops

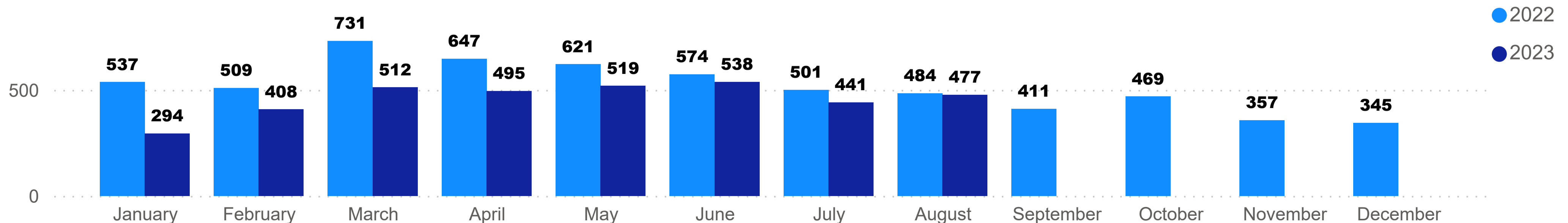
| Price Range             | January   | February  | March     | April     | May       | June      | July      | August    | September | October | November | December | Total      |
|-------------------------|-----------|-----------|-----------|-----------|-----------|-----------|-----------|-----------|-----------|---------|----------|----------|------------|
| \$ 1 - 49,999           |           |           |           |           |           |           |           |           |           |         |          |          |            |
| \$ 50,000 - 59,999      |           |           |           |           |           |           |           |           |           |         |          |          |            |
| \$ 60,000 - 69,999      |           |           |           |           |           |           |           |           |           |         |          |          |            |
| \$ 70,000 - 79,999      |           |           |           |           |           |           |           |           |           |         |          |          |            |
| \$ 80,000 - 89,999      |           | 1         |           |           |           |           |           |           |           |         |          |          | 1          |
| \$ 90,000 - 99,999      |           | 2         |           | 1         |           |           |           |           |           |         |          |          | 3          |
| \$ 100,000 - 119,999    | 2         | 3         | 3         | 3         | 2         | 2         |           | 2         |           |         |          |          | 17         |
| \$ 120,000 - 139,999    | 1         | 5         | 1         | 2         | 5         | 6         | 4         | 4         |           |         |          |          | 28         |
| \$ 140,000 - 159,999    |           | 8         | 4         | 2         | 3         | 9         | 6         | 7         |           |         |          |          | 39         |
| \$ 160,000 - 179,999    | 3         | 5         | 12        | 9         | 8         | 9         | 5         | 9         |           |         |          |          | 60         |
| \$ 180,000 - 199,999    | 4         | 3         | 3         | 3         | 2         | 7         | 3         | 7         |           |         |          |          | 32         |
| \$ 200,000 - 249,999    | 9         | 8         | 6         | 8         | 7         | 11        | 8         | 4         |           |         |          |          | 61         |
| \$ 250,000 - 299,999    | 7         | 5         | 10        | 11        | 11        | 10        | 6         | 8         |           |         |          |          | 68         |
| \$ 300,000 - 349,999    | 4         | 4         | 2         | 4         | 2         | 4         | 8         | 5         |           |         |          |          | 33         |
| \$ 350,000 - 399,999    | 2         | 2         | 3         | 7         | 5         | 4         | 3         | 2         |           |         |          |          | 28         |
| \$ 400,000 - 499,999    |           | 2         |           |           | 3         | 1         | 3         | 3         |           |         |          |          | 12         |
| \$ 500,000 - 599,999    |           |           | 1         | 1         |           |           | 2         | 1         |           |         |          |          | 5          |
| \$ 600,000 - 699,999    |           |           |           |           | 1         | 1         |           | 1         |           |         |          |          | 3          |
| \$ 700,000 - 799,999    |           |           |           |           | 1         |           |           |           |           |         |          |          | 1          |
| \$ 800,000 - 899,999    |           |           |           | 1         |           |           |           |           |           |         |          |          | 1          |
| \$ 900,000 - 999,999    |           |           |           |           |           |           | 1         |           |           |         |          |          | 1          |
| \$ 1,000,000 - and over | 1         |           |           |           |           |           |           |           |           |         |          |          | 1          |
| <b>Total</b>            | <b>33</b> | <b>48</b> | <b>45</b> | <b>52</b> | <b>50</b> | <b>64</b> | <b>49</b> | <b>53</b> |           |         |          |          | <b>394</b> |



## West Pasco Board of REALTORS® Monthly Sales Trend Indicator 2023

### Sales by Price Range - Overall

| Price Range             | January    | February   | March      | April      | May        | June       | July       | August     | September | October | November | December | Total       |
|-------------------------|------------|------------|------------|------------|------------|------------|------------|------------|-----------|---------|----------|----------|-------------|
| \$ 1 - 49,999           |            |            |            |            |            |            | 1          | 2          |           |         |          |          | 3           |
| \$ 50,000 - 59,999      |            |            | 1          |            |            | 3          | 1          |            |           |         |          |          | 5           |
| \$ 60,000 - 69,999      |            | 1          | 2          | 2          | 1          | 2          |            | 1          |           |         |          |          | 9           |
| \$ 70,000 - 79,999      |            | 2          | 2          | 2          | 1          | 1          | 2          | 2          |           |         |          |          | 12          |
| \$ 80,000 - 89,999      | 1          | 1          | 1          |            | 2          | 5          | 1          |            |           |         |          |          | 11          |
| \$ 90,000 - 99,999      | 1          | 2          | 2          | 5          | 4          | 2          | 2          |            |           |         |          |          | 18          |
| \$ 100,000 - 119,999    | 5          | 8          | 6          | 15         | 14         | 2          | 5          | 8          |           |         |          |          | 63          |
| \$ 120,000 - 139,999    | 7          | 9          | 6          | 16         | 10         | 9          | 13         | 15         |           |         |          |          | 85          |
| \$ 140,000 - 159,999    | 4          | 17         | 17         | 13         | 7          | 20         | 16         | 18         |           |         |          |          | 112         |
| \$ 160,000 - 179,999    | 10         | 20         | 28         | 22         | 20         | 21         | 8          | 18         |           |         |          |          | 147         |
| \$ 180,000 - 199,999    | 17         | 18         | 17         | 13         | 18         | 16         | 15         | 19         |           |         |          |          | 133         |
| \$ 200,000 - 249,999    | 51         | 65         | 69         | 70         | 72         | 66         | 65         | 48         |           |         |          |          | 506         |
| \$ 250,000 - 299,999    | 48         | 65         | 90         | 79         | 84         | 81         | 62         | 83         |           |         |          |          | 592         |
| \$ 300,000 - 349,999    | 46         | 54         | 70         | 79         | 81         | 92         | 71         | 68         |           |         |          |          | 561         |
| \$ 350,000 - 399,999    | 41         | 47         | 62         | 49         | 65         | 62         | 57         | 54         |           |         |          |          | 437         |
| \$ 400,000 - 499,999    | 37         | 49         | 73         | 62         | 61         | 66         | 55         | 65         |           |         |          |          | 468         |
| \$ 500,000 - 599,999    | 15         | 24         | 29         | 37         | 30         | 38         | 43         | 29         |           |         |          |          | 245         |
| \$ 600,000 - 699,999    | 3          | 8          | 11         | 11         | 23         | 25         | 8          | 24         |           |         |          |          | 113         |
| \$ 700,000 - 799,999    | 4          | 6          | 10         | 13         | 11         | 7          | 6          | 9          |           |         |          |          | 66          |
| \$ 800,000 - 899,999    |            | 3          | 8          | 4          | 7          | 6          | 4          | 7          |           |         |          |          | 39          |
| \$ 900,000 - 999,999    |            | 2          | 3          | 2          | 2          | 6          | 2          | 2          |           |         |          |          | 19          |
| \$ 1,000,000 - and over | 4          | 7          | 5          | 1          | 6          | 8          | 4          | 5          |           |         |          |          | 40          |
| <b>Total</b>            | <b>294</b> | <b>408</b> | <b>512</b> | <b>495</b> | <b>519</b> | <b>538</b> | <b>441</b> | <b>477</b> |           |         |          |          | <b>3684</b> |



## West Pasco Board of REALTORS® Monthly Sales Trend Indicator 2023

### Sales by Bedroom Count

| Bedrooms     | January    | February   | March      | April      | May        | June       | July       | August     | September | October | November | December | Total       |
|--------------|------------|------------|------------|------------|------------|------------|------------|------------|-----------|---------|----------|----------|-------------|
| 1            | 8          | 8          | 7          | 10         | 11         | 13         | 7          | 13         |           |         |          |          | 77          |
| 2            | 95         | 134        | 167        | 176        | 171        | 171        | 144        | 171        |           |         |          |          | 1229        |
| 3            | 132        | 201        | 239        | 211        | 228        | 251        | 193        | 185        |           |         |          |          | 1640        |
| 4            | 47         | 55         | 82         | 82         | 96         | 81         | 78         | 87         |           |         |          |          | 608         |
| 5            | 12         | 9          | 14         | 10         | 11         | 19         | 18         | 18         |           |         |          |          | 111         |
| 6+           |            | 1          | 3          | 6          | 2          | 3          | 1          | 3          |           |         |          |          | 19          |
| <b>Total</b> | <b>294</b> | <b>408</b> | <b>512</b> | <b>495</b> | <b>519</b> | <b>538</b> | <b>441</b> | <b>477</b> |           |         |          |          | <b>3684</b> |

### Sales by Bathroom Count

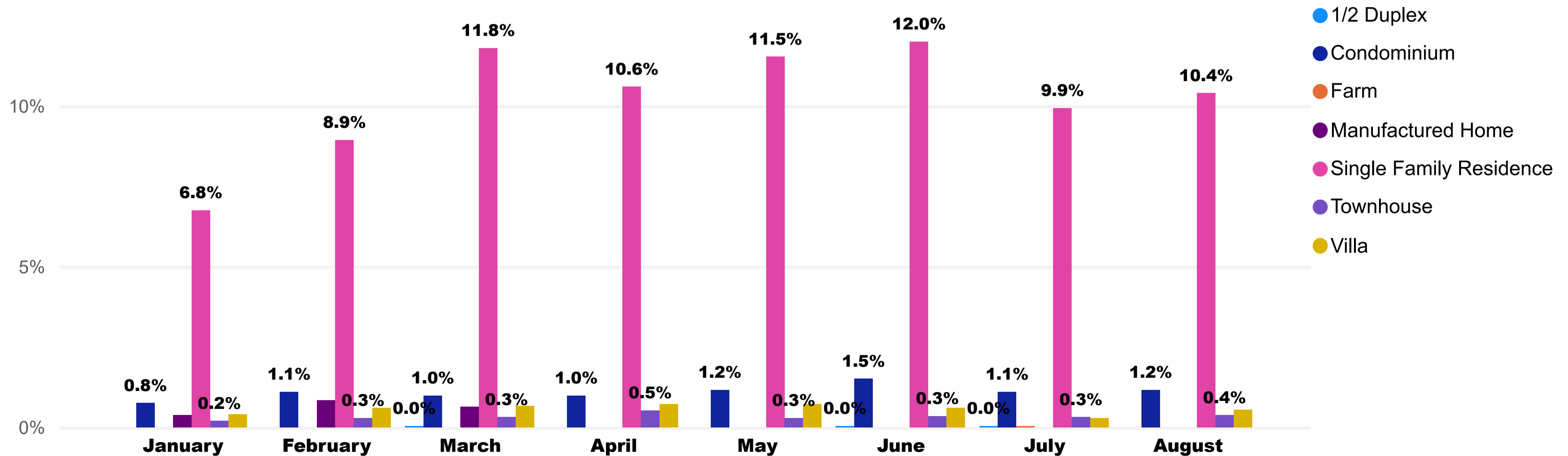
| Bathrooms    | January    | February   | March      | April      | May        | June       | July       | August     | September | October | November | December | Total       |
|--------------|------------|------------|------------|------------|------------|------------|------------|------------|-----------|---------|----------|----------|-------------|
| 1            | 23         | 30         | 36         | 43         | 46         | 35         | 33         | 37         |           |         |          |          | 283         |
| 2            | 213        | 297        | 376        | 343        | 360        | 382        | 302        | 327        |           |         |          |          | 2600        |
| 3            | 50         | 70         | 84         | 94         | 84         | 94         | 92         | 94         |           |         |          |          | 662         |
| 4            | 6          | 10         | 11         | 15         | 27         | 19         | 11         | 14         |           |         |          |          | 113         |
| 5            | 1          | 1          | 2          |            |            | 7          | 3          | 5          |           |         |          |          | 19          |
| 6+           | 1          |            | 3          |            | 2          | 1          |            |            |           |         |          |          | 7           |
| <b>Total</b> | <b>294</b> | <b>408</b> | <b>512</b> | <b>495</b> | <b>519</b> | <b>538</b> | <b>441</b> | <b>477</b> |           |         |          |          | <b>3684</b> |

# West Pasco Board of REALTORS® Monthly Sales Trend Indicator 2023

## Sales by Housing Style

| Property Type           | January    | February   | March      | April      | May        | June       | July       | August     | September | October | November | December | Total       |
|-------------------------|------------|------------|------------|------------|------------|------------|------------|------------|-----------|---------|----------|----------|-------------|
| 1/2 Duplex              |            |            | 1          |            |            | 1          | 1          |            |           |         |          |          | 3           |
| Condominium             | 26         | 38         | 34         | 34         | 40         | 52         | 38         | 40         |           |         |          |          | 302         |
| Farm                    |            |            |            |            |            |            | 1          |            |           |         |          |          | 1           |
| Manufactured Home       | 13         | 29         | 22         |            |            |            |            |            |           |         |          |          | 64          |
| Single Family Residence | 232        | 307        | 405        | 364        | 396        | 412        | 341        | 357        |           |         |          |          | 2814        |
| Townhouse               | 7          | 10         | 11         | 18         | 10         | 12         | 11         | 13         |           |         |          |          | 92          |
| Villa                   | 14         | 21         | 23         | 25         | 25         | 21         | 10         | 19         |           |         |          |          | 158         |
| <b>Total</b>            | <b>292</b> | <b>405</b> | <b>496</b> | <b>441</b> | <b>471</b> | <b>498</b> | <b>402</b> | <b>429</b> |           |         |          |          | <b>3434</b> |

### YTD % of Sales by Property Type





## West Pasco Board of REALTORS® Multiple Listing One Month Sales and Inventory Report - August - 2023

| Price Range             | Sold Units | Market Share | Average List Price | Average Sale Price | % List to Sell | Avg DOM   | Inventory  |
|-------------------------|------------|--------------|--------------------|--------------------|----------------|-----------|------------|
| \$ 1 - 49,999           | 1          | 0%           | 39,990             | 41,000             | 103%           | 5         |            |
| \$ 50,000 - 59,999      |            |              |                    |                    |                |           |            |
| \$ 60,000 - 69,999      |            |              |                    |                    |                |           |            |
| \$ 70,000 - 79,999      |            |              |                    |                    |                |           |            |
| \$ 80,000 - 89,999      |            |              |                    |                    |                |           |            |
| \$ 90,000 - 99,999      |            |              |                    |                    |                |           | 1          |
| \$ 100,000 - 119,999    | 2          | 0%           | 107,250            | 104,000            | 97%            | 60        | 2          |
| \$ 120,000 - 139,999    | 8          | 2%           | 136,550            | 127,438            | 93%            | 45        | 13         |
| \$ 140,000 - 159,999    | 12         | 3%           | 157,640            | 147,750            | 94%            | 34        | 18         |
| \$ 160,000 - 179,999    | 10         | 2%           | 173,460            | 168,040            | 97%            | 28        | 18         |
| \$ 180,000 - 199,999    | 13         | 3%           | 196,400            | 189,415            | 96%            | 33        | 25         |
| \$ 200,000 - 249,999    | 43         | 10%          | 232,146            | 225,744            | 97%            | 26        | 75         |
| \$ 250,000 - 299,999    | 78         | 18%          | 279,766            | 274,559            | 98%            | 38        | 124        |
| \$ 300,000 - 349,999    | 68         | 16%          | 328,919            | 323,303            | 98%            | 29        | 136        |
| \$ 350,000 - 399,999    | 54         | 13%          | 379,043            | 372,720            | 98%            | 33        | 150        |
| \$ 400,000 - 499,999    | 65         | 15%          | 450,480            | 444,028            | 99%            | 42        | 123        |
| \$ 500,000 - 599,999    | 28         | 7%           | 560,699            | 545,815            | 97%            | 59        | 92         |
| \$ 600,000 - 699,999    | 24         | 6%           | 659,674            | 643,500            | 98%            | 25        | 42         |
| \$ 700,000 - 799,999    | 9          | 2%           | 756,222            | 745,222            | 99%            | 26        | 28         |
| \$ 800,000 - 899,999    | 7          | 2%           | 863,498            | 855,707            | 99%            | 19        | 25         |
| \$ 900,000 - 999,999    | 2          | 0%           | 1,047,500          | 977,500            | 93%            | 108       | 9          |
| \$ 1,000,000 - and over | 5          | 1%           | 1,274,000          | 1,177,380          | 92%            | 32        | 34         |
| <b>Total</b>            | <b>429</b> | <b>100%</b>  | <b>382,969</b>     | <b>374,233</b>     | <b>98%</b>     | <b>35</b> | <b>915</b> |

**This data represents all residential sales. Reported sales are dependent upon timeliness of sales and totality of information Reported by participants. The data reflects only The sales published through Stellar MLS and does not include all sales in The Reported areas. Neither The Association/Board nor Stellar MLS is in any way responsible for its accuracy.**



## West Pasco Board of REALTORS® Multiple Listing Year to Date Sales and Inventory Report - 2023

| Price Range             | Sold Units  | Market Share   | Average List Price | Average Sale Price | % List to Sell | Avg DOM   | Inventory  |
|-------------------------|-------------|----------------|--------------------|--------------------|----------------|-----------|------------|
| \$ 1 - 49,999           | 3           | 0.08%          | 39,297             | 37,000             | 94%            | 5         |            |
| \$ 50,000 - 59,999      | 5           | 0.14%          | 68,580             | 54,000             | 79%            | 24        |            |
| \$ 60,000 - 69,999      | 9           | 0.24%          | 70,922             | 66,100             | 93%            | 22        |            |
| \$ 70,000 - 79,999      | 12          | 0.33%          | 79,675             | 74,675             | 94%            | 39        |            |
| \$ 80,000 - 89,999      | 11          | 0.30%          | 93,446             | 83,627             | 89%            | 23        |            |
| \$ 90,000 - 99,999      | 18          | 0.49%          | 101,901            | 94,303             | 93%            | 38        | 1          |
| \$ 100,000 - 119,999    | 63          | 1.71%          | 118,765            | 109,438            | 92%            | 42        | 2          |
| \$ 120,000 - 139,999    | 85          | 2.31%          | 135,531            | 129,227            | 95%            | 29        | 13         |
| \$ 140,000 - 159,999    | 112         | 3.04%          | 158,487            | 149,030            | 94%            | 32        | 18         |
| \$ 160,000 - 179,999    | 147         | 3.99%          | 174,840            | 168,720            | 96%            | 34        | 18         |
| \$ 180,000 - 199,999    | 133         | 3.61%          | 198,849            | 188,882            | 95%            | 39        | 25         |
| \$ 200,000 - 249,999    | 506         | 13.74%         | 232,623            | 226,297            | 97%            | 36        | 75         |
| \$ 250,000 - 299,999    | 592         | 16.07%         | 280,121            | 273,936            | 98%            | 41        | 124        |
| \$ 300,000 - 349,999    | 561         | 15.23%         | 330,580            | 324,311            | 98%            | 43        | 136        |
| \$ 350,000 - 399,999    | 437         | 11.86%         | 378,975            | 371,638            | 98%            | 46        | 150        |
| \$ 400,000 - 499,999    | 468         | 12.70%         | 450,944            | 441,473            | 98%            | 46        | 123        |
| \$ 500,000 - 599,999    | 245         | 6.65%          | 553,978            | 540,574            | 98%            | 52        | 92         |
| \$ 600,000 - 699,999    | 113         | 3.07%          | 658,730            | 643,780            | 98%            | 36        | 42         |
| \$ 700,000 - 799,999    | 66          | 1.79%          | 768,911            | 744,962            | 97%            | 61        | 28         |
| \$ 800,000 - 899,999    | 39          | 1.06%          | 878,712            | 850,660            | 97%            | 37        | 25         |
| \$ 900,000 - 999,999    | 19          | 0.52%          | 980,318            | 942,505            | 96%            | 45        | 9          |
| \$ 1,000,000 - and over | 40          | 1.09%          | 1,622,870          | 1,529,775          | 94%            | 57        | 34         |
| <b>Total</b>            | <b>3684</b> | <b>100.00%</b> | <b>357,814</b>     | <b>348,329</b>     | <b>97%</b>     | <b>42</b> | <b>915</b> |

**This data represents all residential sales. Reported sales are dependent upon timeliness of sales and totality of information Reported by participants. The data reflects only The sales published through Stellar MLS and does not include all sales in The Reported areas. Neither The Association/Board nor Stellar MLS is in any way responsible for its accuracy.**

**Four Year Sales and Inventory History 2019 - 2023. Compiled from Monthly Sales and Inventory Reports**

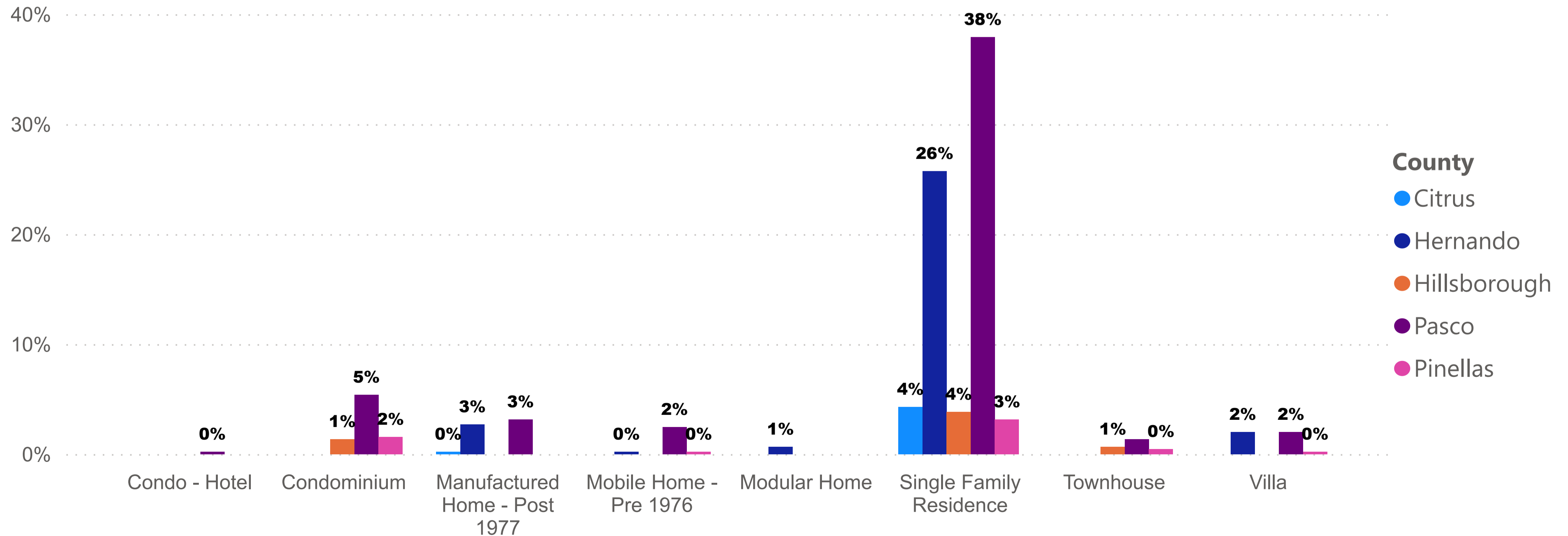
| Month      | Monthly Sales | Average List Price | Average Sales Price | % List to Sell | AVG DOM | Inventory | Months Inventory |
|------------|---------------|--------------------|---------------------|----------------|---------|-----------|------------------|
| 09/30/2019 | 533           | 213,763            | 206,037             | 96%            | 52      | 1521      | 2.85             |
| 10/31/2019 | 517           | 211,838            | 204,253             | 96%            | 51      | 1511      | 2.92             |
| 11/30/2019 | 491           | 225,727            | 219,452             | 97%            | 45      | 1585      | 3.23             |
| 12/31/2019 | 502           | 211,390            | 205,647             | 97%            | 49      | 1532      | 3.05             |
| 01/31/2020 | 431           | 214,105            | 204,140             | 95%            | 54      | 1517      | 3.52             |
| 02/29/2020 | 459           | 215,008            | 208,038             | 97%            | 56      | 1423      | 3.10             |
| 03/31/2020 | 604           | 218,352            | 212,504             | 97%            | 53      | 1444      | 2.39             |
| 04/30/2020 | 475           | 223,114            | 215,325             | 97%            | 57      | 1442      | 3.04             |
| 05/31/2020 | 437           | 220,991            | 213,335             | 97%            | 46      | 1267      | 2.90             |
| 06/30/2020 | 566           | 241,945            | 233,747             | 97%            | 51      | 1165      | 2.06             |
| 07/31/2020 | 644           | 232,882            | 227,314             | 98%            | 48      | 1065      | 1.65             |
| 08/31/2020 | 612           | 245,263            | 239,953             | 98%            | 44      | 997       | 1.63             |
| 09/30/2020 | 583           | 251,059            | 245,732             | 98%            | 37      | 974       | 1.67             |
| 10/31/2020 | 615           | 249,872            | 245,010             | 98%            | 38      | 992       | 1.61             |
| 11/30/2020 | 519           | 235,438            | 231,853             | 98%            | 34      | 973       | 1.87             |
| 12/31/2020 | 539           | 263,647            | 258,092             | 98%            | 34      | 931       | 1.73             |
| 01/31/2021 | 440           | 250,143            | 245,062             | 98%            | 27      | 862       | 1.96             |
| 02/28/2021 | 522           | 250,952            | 246,516             | 98%            | 38      | 741       | 1.42             |
| 03/31/2021 | 731           | 276,621            | 271,958             | 98%            | 32      | 627       | 0.86             |
| 04/30/2021 | 724           | 270,266            | 269,033             | 100%           | 21      | 589       | 0.81             |
| 05/31/2021 | 654           | 290,814            | 290,388             | 100%           | 20      | 625       | 0.96             |
| 06/30/2021 | 702           | 287,067            | 287,914             | 100%           | 17      | 705       | 1.00             |
| 07/31/2021 | 695           | 289,671            | 290,938             | 100%           | 13      | 782       | 1.13             |
| 08/31/2021 | 632           | 298,723            | 298,580             | 100%           | 15      | 814       | 1.29             |
| 09/30/2021 | 656           | 308,336            | 306,845             | 100%           | 15      | 886       | 1.35             |
| 10/31/2021 | 646           | 306,297            | 304,750             | 99%            | 19      | 884       | 1.37             |
| 11/30/2021 | 713           | 308,469            | 307,658             | 100%           | 20      | 742       | 1.04             |
| 12/31/2021 | 675           | 315,051            | 313,602             | 100%           | 20      | 703       | 1.04             |
| 01/31/2022 | 533           | 322,112            | 320,282             | 99%            | 19      | 580       | 1.09             |
| 02/28/2022 | 505           | 338,226            | 337,402             | 100%           | 22      | 606       | 1.20             |
| 03/31/2022 | 729           | 322,958            | 325,003             | 101%           | 17      | 550       | 0.75             |
| 04/30/2022 | 643           | 343,562            | 347,405             | 101%           | 15      | 617       | 0.96             |
| 05/31/2022 | 612           | 339,618            | 343,344             | 101%           | 13      | 700       | 1.14             |
| 06/30/2022 | 568           | 364,623            | 364,817             | 100%           | 15      | 896       | 1.58             |
| 07/31/2022 | 497           | 355,721            | 352,865             | 99%            | 17      | 1066      | 2.14             |
| 08/31/2022 | 481           | 352,763            | 346,877             | 98%            | 23      | 1126      | 2.34             |
| 09/30/2022 | 407           | 358,071            | 351,468             | 98%            | 25      | 1179      | 2.90             |
| 10/31/2022 | 463           | 352,529            | 342,169             | 97%            | 28      | 1223      | 2.64             |
| 11/30/2022 | 356           | 331,132            | 320,377             | 97%            | 33      | 1287      | 3.62             |
| 12/31/2022 | 341           | 343,513            | 332,971             | 97%            | 37      | 1245      | 3.65             |
| 01/31/2023 | 292           | 348,896            | 339,554             | 97%            | 46      | 1119      | 3.83             |
| 02/28/2023 | 405           | 350,472            | 339,135             | 97%            | 50      | 994       | 2.45             |
| 03/31/2023 | 496           | 361,839            | 352,152             | 97%            | 53      | 961       | 1.94             |
| 04/30/2023 | 441           | 362,667            | 351,543             | 97%            | 53      | 902       | 2.05             |
| 05/31/2023 | 471           | 380,523            | 370,639             | 97%            | 45      | 859       | 1.82             |
| 06/30/2023 | 498           | 394,419            | 384,837             | 98%            | 44      | 881       | 1.77             |
| 07/31/2023 | 402           | 374,152            | 366,843             | 98%            | 34      | 886       | 2.20             |
| 08/31/2023 | 429           | 382,969            | 374,233             | 98%            | 41      | 915       | 2.13             |



## Top 5 Unit Sales by County and Property Type

*\* Counties with the same % of Sales maybe Included.*

| Property Type                 | Citrus    | Hernando   | Hillsborough | Pasco      | Pinellas  | Total       |
|-------------------------------|-----------|------------|--------------|------------|-----------|-------------|
| Condo - Hotel                 |           |            |              | 0%         |           | 0%          |
| Condominium                   |           |            | 1%           | 5%         | 2%        | 8%          |
| Manufactured Home - Post 1977 | 0%        | 3%         |              | 3%         |           | 6%          |
| Mobile Home - Pre 1976        |           | 0%         |              | 2%         | 0%        | 3%          |
| Modular Home                  |           | 1%         |              |            |           | 1%          |
| Single Family Residence       | 4%        | 26%        | 4%           | 38%        | 3%        | 75%         |
| Townhouse                     |           |            | 1%           | 1%         | 0%        | 2%          |
| Villa                         |           | 2%         |              | 2%         | 0%        | 4%          |
| <b>Total</b>                  | <b>5%</b> | <b>31%</b> | <b>6%</b>    | <b>53%</b> | <b>6%</b> | <b>100%</b> |



Board/Association: State Month Year  
 ▲ West Pasco FL August 2023

National Association of Realtors®  
 700 Eleventh Street, NW  
 Washington, DC 20001-4507

Email: [data@realtors.com](mailto:data@realtors.com)  
 Fax: 202-383-7568  
 Questions: 202-383-1276

**Single-Family Units  
 Number of Bedrooms**

**Condominium / Cooperative Units  
 Number of Bedrooms**

**Active Listings  
 (Unsold Homes)**

**Sales Pending  
 (Under Contract)**

| Price Range<br>▲        | 2 or Less  | 3          | 4 or More  | Total      |
|-------------------------|------------|------------|------------|------------|
| \$ 1 - 49,999           | 1          |            |            | 1          |
| \$ 50,000 - 59,999      |            |            |            |            |
| \$ 60,000 - 69,999      |            |            |            |            |
| \$ 70,000 - 79,999      |            |            |            |            |
| \$ 80,000 - 89,999      |            |            |            |            |
| \$ 90,000 - 99,999      |            |            |            |            |
| \$ 100,000 - 119,999    |            |            |            |            |
| \$ 120,000 - 139,999    | 3          | 1          |            | 4          |
| \$ 140,000 - 159,999    | 5          |            |            | 5          |
| \$ 160,000 - 179,999    |            | 1          |            | 1          |
| \$ 180,000 - 199,999    | 6          |            |            | 6          |
| \$ 200,000 - 249,999    | 30         | 8          | 1          | 39         |
| \$ 250,000 - 299,999    | 37         | 28         | 5          | 70         |
| \$ 300,000 - 349,999    | 13         | 39         | 11         | 63         |
| \$ 350,000 - 399,999    | 7          | 28         | 17         | 52         |
| \$ 400,000 - 499,999    | 3          | 33         | 26         | 62         |
| \$ 500,000 - 599,999    | 3          | 9          | 15         | 27         |
| \$ 600,000 - 699,999    | 4          | 6          | 13         | 23         |
| \$ 700,000 - 799,999    | 2          | 4          | 3          | 9          |
| \$ 800,000 - 899,999    |            |            | 7          | 7          |
| \$ 900,000 - 999,999    |            |            | 2          | 2          |
| \$ 1,000,000 - and over |            | 1          | 4          | 5          |
| <b>Total</b>            | <b>114</b> | <b>158</b> | <b>104</b> | <b>376</b> |

| Price Range             | 2 or Less | 3         | 4 or More | Total     |
|-------------------------|-----------|-----------|-----------|-----------|
| \$ 1 - 49,999           |           |           |           |           |
| \$ 50,000 - 59,999      |           |           |           |           |
| \$ 60,000 - 69,999      |           |           |           |           |
| \$ 70,000 - 79,999      |           |           |           |           |
| \$ 80,000 - 89,999      |           |           |           |           |
| \$ 90,000 - 99,999      |           |           |           |           |
| \$ 100,000 - 119,999    | 2         |           |           | 2         |
| \$ 120,000 - 139,999    | 4         |           |           | 4         |
| \$ 140,000 - 159,999    | 7         |           |           | 7         |
| \$ 160,000 - 179,999    | 9         |           |           | 9         |
| \$ 180,000 - 199,999    | 7         |           |           | 7         |
| \$ 200,000 - 249,999    | 4         |           |           | 4         |
| \$ 250,000 - 299,999    | 4         | 4         |           | 8         |
| \$ 300,000 - 349,999    | 2         | 3         |           | 5         |
| \$ 350,000 - 399,999    | 2         |           |           | 2         |
| \$ 400,000 - 499,999    |           | 3         |           | 3         |
| \$ 500,000 - 599,999    | 1         |           |           | 1         |
| \$ 600,000 - 699,999    |           | 1         |           | 1         |
| \$ 700,000 - 799,999    |           |           |           |           |
| \$ 800,000 - 899,999    |           |           |           |           |
| \$ 900,000 - 999,999    |           |           |           |           |
| \$ 1,000,000 - and over |           |           |           |           |
| <b>Total</b>            | <b>42</b> | <b>11</b> |           | <b>53</b> |

| Price Range<br>▲        | M-SF       | M-Condo    |
|-------------------------|------------|------------|
| \$ 1 - 49,999           |            |            |
| \$ 50,000 - 59,999      |            |            |
| \$ 60,000 - 69,999      |            |            |
| \$ 70,000 - 79,999      |            |            |
| \$ 80,000 - 89,999      |            |            |
| \$ 90,000 - 99,999      |            |            |
| \$ 100,000 - 119,999    |            | 2          |
| \$ 120,000 - 139,999    | 2          | 13         |
| \$ 140,000 - 159,999    | 2          | 13         |
| \$ 160,000 - 179,999    | 3          | 13         |
| \$ 180,000 - 199,999    | 12         | 16         |
| \$ 200,000 - 249,999    | 54         | 18         |
| \$ 250,000 - 299,999    | 95         | 24         |
| \$ 300,000 - 349,999    | 107        | 12         |
| \$ 350,000 - 399,999    | 126        | 19         |
| \$ 400,000 - 499,999    | 123        | 8          |
| \$ 500,000 - 599,999    | 85         | 4          |
| \$ 600,000 - 699,999    | 33         |            |
| \$ 700,000 - 799,999    | 25         |            |
| \$ 800,000 - 899,999    | 22         | 3          |
| \$ 900,000 - 999,999    | 6          | 1          |
| \$ 1,000,000 - and over | 31         | 1          |
| <b>Total</b>            | <b>726</b> | <b>147</b> |

| Price Range<br>▲        | M-SF       | M-Condo   |
|-------------------------|------------|-----------|
| \$ 1 - 49,999           |            |           |
| \$ 50,000 - 59,999      |            |           |
| \$ 60,000 - 69,999      |            | 1         |
| \$ 70,000 - 79,999      |            |           |
| \$ 80,000 - 89,999      | 1          |           |
| \$ 90,000 - 99,999      | 1          |           |
| \$ 100,000 - 119,999    | 1          |           |
| \$ 120,000 - 139,999    | 2          | 4         |
| \$ 140,000 - 159,999    | 3          | 8         |
| \$ 160,000 - 179,999    | 5          | 9         |
| \$ 180,000 - 199,999    | 10         | 4         |
| \$ 200,000 - 249,999    | 47         | 11        |
| \$ 250,000 - 299,999    | 75         | 14        |
| \$ 300,000 - 349,999    | 83         | 8         |
| \$ 350,000 - 399,999    | 71         | 5         |
| \$ 400,000 - 499,999    | 62         |           |
| \$ 500,000 - 599,999    | 35         | 1         |
| \$ 600,000 - 699,999    | 15         |           |
| \$ 700,000 - 799,999    | 6          |           |
| \$ 800,000 - 899,999    | 4          | 1         |
| \$ 900,000 - 999,999    | 3          |           |
| \$ 1,000,000 - and over | 10         |           |
| <b>Total</b>            | <b>434</b> | <b>66</b> |

| Time On Market Sort | M-SF       | M-Condo   |
|---------------------|------------|-----------|
| 0 - 30              | 253        | 25        |
| 31-60               | 59         | 13        |
| 61-90               | 22         | 3         |
| 91-120              | 16         | 6         |
| 121-over            | 26         | 6         |
| <b>Total</b>        | <b>376</b> | <b>53</b> |

